
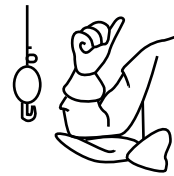
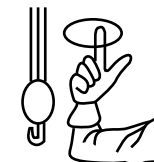

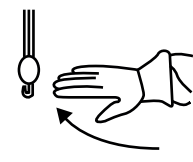



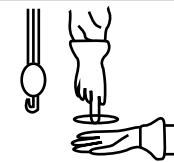


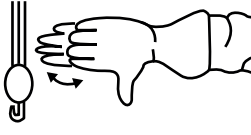
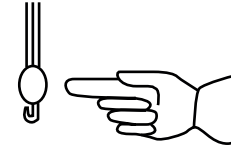









## Señales de Mano para Operación de Grúas

|  |   |  |   |   |
|--|---|--|---|---|
|  <p>Guaya Principal</p>             |  <p>Guaya Auxiliar</p>                     |  <p>Levantar la Carga</p>            |  <p>Levantar la Carga Lentamente</p> |  <p>Pare</p>                 |
|  <p>Levantar la Pluma</p>           |  <p>Levantar la Pluma y bajar la carga</p> |  <p>Bajar la Carga</p>               |  <p>Bajar la Carga Lentamente</p>    |  <p>Parada de Emergencia</p> |
|  <p>Bajar la Pluma</p>              |  <p>Bajar la Pluma y Levantar la carga</p> |  <p>Girar la Pluma</p>               |  <p>Girar la Pluma Lentamente</p>    |  <p>Rodar (equipo móvil)</p> |
|  <p>Retraer la Pluma (2 manos)</p> |  <p>Retraer la Pluma (1 manos)</p>        |  <p>Extender la Pluma (2 manos)</p> |  <p>Extender la Pluma (1 manos)</p> |  <p>Asegurar Todo</p>      |